



Jenkins Obstetrics, Gynecology &  
Reproductive Medicine

# Congratulations

Congratulations on your pregnancy and welcome to our practice! We thank you for choosing us to participate in your care. Whether you are a first-time parent or growing your family, having a baby is one of the most important and exciting times in your life. During this anticipation-filled time, you will undoubtedly experience many uncertainties and new sensations. Our goal is to be by your side, providing you with the best quality medical care throughout your entire pregnancy and delivery.

This booklet contains important information on our practice as well as answers to frequently asked questions. We aim to cover topics from: "what's happening to my baby and my body in each trimester?," to common prenatal testing to "when can I find out the gender of my baby?" We welcome your questions and encourage you to share your concerns and know that we will provide you with compassionate, top quality care.

# Our Provider



## **Taryll Jenkins, M.D.**

Dr. Jenkins graduated from Louisiana State University in 1998 with a Bachelor of Science in microbiology. He continued his education at Meharry Medical College School of Medicine in Nashville, Tennessee where he earned a doctorate of medicine in 2002. Dr. Jenkins completed his residency at University of Texas - Houston and Memorial Hermann Hospital in the Texas Medical Center. He began his practice in 2006 and is Board Certified by the American Congress of Obstetrics and Gynecology. His special interests are permanent sterilization, birth control, family planning, minimally invasive surgery and urology.

In his free time, his hobbies include weight lifting, golf, and running.



## **Stephanie Roy, M.D.**

Dr. Stephanie Roy graduated from the University of Texas at Arlington with a Bachelors of Science in Biological Chemistry in 2011, and then received her Doctor of Medicine Degree in 2015 from the University of Texas Medical Branch. In addition to spending time at our practice, Dr. Stephanie Roy has extensive volunteer experience in the community. She was a tutor for the Medical Careers Diversity Program during 2012, and since then, has spent free time volunteering for the St. Vincent's Clinic, a health clinic that is run by medical students to provide free care to indigent patients in the area of Galveston.

Dr. Roy is fluent in both English and Spanish. She was born in Colombia, and spends her free time with her husband. She also enjoys spending time outside hiking.



## **Tiffany Ikhuagwu, M.D.**

Dr. Ikhuagwu received her undergraduate degree from the University of Houston and her medical degree from the Baylor College of Medicine in Houston, Texas. After medical school, she completed her residency in obstetrics and gynecology from the McGovern Medical School in Houston.

Dr. Ikhuagwu has served in a number of leadership and service roles, including serving as the president of the Student National Medical Association – Baylor College of Medicine chapter and participating in the Gynecology and Obstetrician Interest Group, Advisory Committee for Transition to Medicine course, and Women's Health Elective Student Facilitator. In addition, Dr. Ikhuagwu has served the greater Houston community as site director of the "Texas Two-Step" Mass CPR event, a pediatric diabetes lecturer at a local elementary school, and a volunteer at Dia de La Mujer and Saturday Morning Science.



## **Yara Ramirez, M.D.**

Dr. Ramirez earned a Bachelor of Science degree with a biology major from Baylor University. She earned her doctorate in medicine from the University of Texas Medical Branch in Galveston and went on to finish her residency in obstetrics and gynecology at the University of Texas Medical Branch in Galveston after medical school.

Dr. Ramirez volunteers extensively in the community in addition to spending time at our office. She has volunteered in the Hospital Militar in Quito, Ecuador, and the Karoli Lwanga Hospital Nyakibale in Rukungiri, Uganda, as well as aided and observed private physicians at military hospitals and practicing physicians in rural hospitals.

# Our Information

## **Office Locations:**

23535 Kingsland Blvd.  
Katy, TX 77494

18400 Katy Freeway, Suite 530  
Houston, TX 77094

## **Office Hours:**

Monday through Thursday - 8:30am - 5:00pm  
Fridays - 8:30am - 12:00pm

## **How to contact our office:**

Phone # (281) 347-2600  
Website: [www.jenkinsobgyn.com](http://www.jenkinsobgyn.com)

# Table of Contents



<b>Your Pregnancy Week by Week</b>	04
Pregnancy at a Glance	04
Schedule of Prenatal Visits & Routine Testing During Pregnancy	05
Baby's Development at a Glance	08



<b>Taking Care of You</b>	09
Nutrition	09
Exercise	13



<b>When You Are Not Feeling Like You</b>	14
Common Discomforts	14
Safe Medications	16
Questions and Concerns	17



<b>Labor &amp; Delivery</b>	18
Getting Ready For The Big Day	18
The Big Day	19

<b>Appendix A / When Should I Call The Doctor</b>	21
---	----

<b>Appendix B / Optional Genetic Testing</b>	21
--	----

<b>Important Names and Numbers</b>	22
------------------------------------	----



# Your Pregnancy Week by Week

## Your Pregnancy at a Glance

Regular prenatal examinations are a priority during any pregnancy. Here's the visit schedule for a low-risk, term pregnancy. If you have a pre-existing medical condition, develop complications, or are a teen, you may require more frequent visits.

### Weeks 6-8

- Confirm Pregnancy
- Lab Tests
- First Visit with your Provider
- Genetic Testing Options (see appendix)
- Educational and Diet Information
- Physical Exam
- Genetic Testing
- Carrier Testing

### Weeks 10-12

- Fetal Heart Tones
- Confirm Genetic Testing Decision
- Review Lab Results
- Influenza Vaccine (Nov. 1-Mar. 31)
- Due Date Confirmation

### Weeks 15-16

- Blood Screening Tests
- Schedule Ultrasound
- Schedule Anatomy Scan Ultrasound

### Week 20

- Discuss Ultrasound Results

### Week 24

- Schedule Childbirth Class

### Week 28

- Learn to Count Fetal Kicks
- Diabetes and Blood Count Test, RhoGAM if RH Negative
- Schedule Hospital Tour
- Hospital Registration

### Weeks 32

- Discuss Cord Blood Banking
- Discuss Breastfeeding

### Week 36

- Group B Strep Test
- Tdap/Td Vaccination
- Confirm Baby's Position
- Discuss Signs and Symptoms of Labor and Preeclampsia

### Week 38

- Discuss Readiness for Labor and Delivery

### Weeks 40-41

- Discuss Postdate Plan
- Schedule Postpartum Visit

### After Delivery: 4-6 Weeks

- Routine Postpartum Visit
- Physical Exam
- Discuss Birth Control, Feeding, Depression return to work

# Schedule of Prenatal Visits & Routine Testing During Pregnancy

- After 1st appointment, every 4 weeks until 25-27 weeks
- After 28 weeks, every 2 weeks until 35 weeks
- After 35 weeks, once a week until delivery

If your pregnancy is complicated, more visits may be necessary. It is advisable to make several appointments in advance. If you need to cancel an appointment, please call us at least 24 hours in advance.

## 10-20 weeks

### Genetic Screening (Optional)

- See appendix, "Optional Genetic Testing"
- AFP – Cannot be done until after 15 weeks

### Fetal Movement

Sometime between 16-25 weeks of pregnancy, mothers will begin to feel movement. Initially, movements will be infrequent and may feel like butterfly flutters. As your baby grows, you will feel movement more often. It is recommended to start counting fetal movements beginning at 28 weeks once daily until you get 10 movements within 2 hours. A good time to do this is 20-30 minutes after breakfast or dinner. If you are concerned about movement, eat or drink something with sugar or caffeine and then, lie on your side in a quiet room with your hands pressed on your belly. If you have concerns about feeling movements or notice a decrease in movements, contact the office.

## 20-21 weeks

### Ultrasound

We recommend an ultrasound around 20-22 weeks in the pregnancy to evaluate fetal anatomy, and to check the baby's heart, brain, spine, etc. Additional ultrasounds will be performed based on the medical need. The ultrasound uses high frequency sound waves to produce a picture of your baby. At the visit the sex can usually, but not always, be seen. Your physician will discuss the types of ultrasounds available at your first prenatal visit. See ***Important Names and Numbers*** to find out where you can get an ultrasound.

## 25-27 weeks

### One-hour Glucose test

All patients will get a blood sugar test during their sixth month of pregnancy to screen for gestational diabetes. DO NOT FAST before this test. This test requires one hour to be spent in the lab.

### Complete Blood Count

We will also screen your blood to evaluate for possible anemia at the time of your glucose screening. If your levels are low, we will start you on iron supplements. This is a common condition in pregnancy and if you take the iron as directed, there should be no long term effects.

## 28-35 weeks

### Cord Blood Banking

This is a good time to begin to research cord blood banking options. The umbilical cord is a rich source of two types of stem cells which together generate most cell types in the body. These cells are already being used to treat close to 80 diseases including cancers such as lymphoma and leukemia, cerebral palsy and inherited metabolic disorders. Over 30,000 transplants worldwide have already been performed using stem cells from umbilical cord blood, and because stem cell technologies continue to evolve, the opportunities to utilize preserved cord blood are steadily increasing. It can easily and safely be collected immediately after delivery. Parents can choose to have their baby's cord blood saved; however, the decision must be made before birth.

We recommend using **Cryo-Cell International**, the world's first and most highly accredited cord blood bank. For more information, please call them at (800) 786-7235 or visit them at [www.cryo-cell.com](http://www.cryo-cell.com).



### Rh Immunoglobulin injection (if Rh negative)

We will test your blood for the Rh factor. If your blood type is Rh negative, then you may be at risk for Rh disease. Rh disease is a pregnancy complication in which your immune system attacks the baby's blood and can result in a life threatening situation for your baby if left untreated. Fortunately, it can be prevented with an injection called Rhogam which is given at 28 weeks or anytime vaginal bleeding occurs. If you are Rh negative, contact our office immediately if you develop bleeding or trauma to your belly.

### Vaccinations

Tdap is a vaccine that helps to protect against tetanus, diphtheria and pertussis (whooping cough) disease in people who are 11-64 years of age. **The tdap vaccine is recommended for all pregnant women in their 3rd trimester regardless of their last previous vaccine.** This is to protect the baby from whooping cough in its first few months until the baby can get its own vaccine. While not usually serious in adults, whooping cough can be fatal to newborn babies. Vaccines given to the mom prior to the third trimester have been shown not to give adequate protection to the baby. Other family members and caregivers should be current in their vaccine (it is due every 10 years for non-pregnant adults).

Influenza Immunization during Pregnancy – The Centers for Disease Control (CDC) recommends that women pregnant during the flu season receive the flu vaccine. All women should receive the influenza vaccine; this is particularly important during pregnancy and the postpartum period. The influenza vaccination is an essential element of prenatal care because pregnant women are at an increased risk of serious illness and mortality due to influenza. In addition, maternal vaccination is the most effective strategy to protect newborns because the vaccine is not approved for use in infants younger than 6 months.

Only the inactivated influenza vaccine is recommended during pregnancy.

## 35-36 weeks

### Group B Strep Vaginal Culture

Group B streptococcus (GBS) is a type of bacterial infection that can be found in a pregnant woman's vagina or rectum. This bacterium is normally found in about 25% of all healthy, adult women. Those women who test positive for GBS are said to be colonized. A mother can pass GBS to her baby during delivery. GBS is responsible for affecting about 1 in every 2,000 babies in the United States. Not every baby who is born to a mother who tests positive for GBS will become ill.

Test Results: Please understand that our staff is not authorized to release test results unless they have been reviewed by one of our physicians. If the staff will not reveal your test results, it does not mean that the test is abnormal. A nurse or physician will contact you concerning test results after the physician has reviewed the results. Laboratory tests often take several days to be processed.





## Baby's Development at a Glance

Your pregnancy is divided into 3 parts called trimesters. Each trimester is another stage in the development of your baby. At least 39 weeks of pregnancy gives a baby all the time he/she needs to grow before being born.

### First Trimester: Months 1-3 or Weeks 1-12

Month	Milestone
1	Your baby's heart is beating, and all the important organs are beginning to work.
2	Your baby is the size of a grape; all the organs are formed, and the baby can move its arms, legs, fingers and toes.
3	Your baby weighs about 1 ounce and is about 4 inches long.

### Second Trimester: Months 4-6 or Weeks 13-27

Month	Milestone
4	Your baby has eyelashes and eyebrows, and kicks, turns and moves a lot, but you cannot feel it yet. Your baby weighs about 5 ounces and is 6 to 7 inches long.
5	Your baby grows fast, is now 12 inches long, and weighs 1/2 to 1 pound. If you haven't yet, you will soon feel your baby move.
6	Your baby weighs 1 to 1 1/2 pounds and is about 14 inches long.

### Third Trimester: Months 7-9, or Weeks 28-40

Month	Milestone
7	Your baby starts to open and close his/her eyes. Your baby is very active and even sucks his/her thumb. The baby can hear and often responds to touches. Your baby weighs about 3 pounds now and is 15 inches long.
8	Your baby's organs are working well, but is not ready to be born yet, because the lungs are not ready to breathe on their own. Your baby's moving may slow down because there is not much room in there! Nevertheless, please call your doctor if you do not feel the baby move as normal. Your baby now weighs about 5 to 6 pounds and is about 18 inches long.
9	Time is getting closer, and the baby is getting ready to be born. Your baby is now saving up a lot of energy for the big day and is ready to come any time. Your baby now weighs between 6 to 9 pounds and is 19 to 21 inches long.





# Taking Care of You

## Nutrition During Pregnancy

**Eating Healthy:** The first step toward healthy eating is to look at your daily diet. Having healthy snacks that you eat during the day is a good way to get the nutrients and extra calories that you need. Pregnant women need to eat an additional 100-300 calories per day, which is equivalent to a small snack such as half of a peanut butter and jelly sandwich and a glass of low fat milk. The American College of Obstetricians and Gynecologists make the following recommendations with regard to nutrition during your pregnancy:


- **Prenatal Vitamins:** We recommend a daily prenatal vitamin to help provide the best balance of nutrition for you and your baby. Either an over the counter or prescription vitamin is fine. If you cannot tolerate a prenatal vitamin, we recommend 2 children's chewable vitamins a day instead. If vitamins are causing nausea, try taking them at night with a snack. If constipation is an issue, increase the fiber in your diet, drink more fluids and increase activity. An over the counter stool softener may be added if needed.
- **Folic acid:** During pregnancy, you need more folic acid and iron than a woman who is not pregnant. Folic acid, also known as folate, is a B vitamin that is important for pregnant women. Taking 400 micrograms of folic acid daily for at least 1 month before pregnancy and 600 micrograms of folic acid daily during pregnancy may help prevent major birth defects of the baby's brain and spine called neural tube defects (See Appendix.) It may be difficult to get the recommended amount of folic acid from food alone. For this reason, all women who may become pregnant should take a daily vitamin supplement that contains the right amount of folic acid.
- **Iron:** Iron is used by your body to make a substance in red blood cells that carries oxygen to your organs and tissues. During pregnancy, you need extra iron—about double the amount that a non-pregnant woman needs. This extra iron helps your body make more blood to supply oxygen to your baby. The daily recommended dose of iron during pregnancy is 27 milligrams, which is found in most prenatal vital supplements. You can also eat iron-rich foods, including lean red meat, poultry, fish, dried beans and peas, iron-fortified cereals, and prune juice. Iron can also be absorbed more easily if iron-rich foods are eaten with vitamin C-rich foods, such as citrus fruits and tomatoes.

- **Calcium:** Calcium is used to build your baby's bones and teeth. All women, including pregnant women, aged 19 years and older should get 1,000 milligrams of calcium daily; those aged 14-18 years should get 1,300 milligrams daily. Milk and other dairy products, such as cheese and yogurt, are the best sources of calcium. If you have trouble digesting milk products, you can get calcium from other sources, such as broccoli; dark, leafy greens; sardines; or a calcium supplement.
- **Vitamin D:** Vitamin D works with calcium to help the baby's bones and teeth develop. It is also essential for healthy skin and eyesight. All women, including those who are pregnant, need 600 international unit of Vitamin D a day. Good sources are milk fortified with Vitamin D and fatty fish such as salmon. Exposure to sunlight also converts a chemical in the skin to Vitamin D.
- **Oils and Fats:** The fats that you eat provide energy and help build many fetal organs and the placenta. Most of the fats and oils in your diet should come from plant sources. Limit solid fats, such as those from animal sources. Solid fats can also be found in processed foods.
- **Fish:** Omega-3 fatty acids are a type of fat found naturally in many kinds of fish. They may be important factors in your baby's brain development both before and after birth. To get the most benefits from omega-3 fatty acids, women should eat at least two servings of fish or shellfish (about 8-12 ounces) per week while pregnant or breastfeeding.

## Key Nutrients During Pregnancy

Nutrient (amount per day)	Reason for Importance	Sources
Calcium (1 000 mg)	Helps build and maintain strong bones and teeth	Milk, c heese, yogurt, sardines
Iron (27 mg)	Helps create the red blood cells that deliver oxygen to the baby and also prevents fatigue	Lean red meat, dried beans, peas, iron-fortified cereals
Vitamin A (770 mcg)	Forms healthy skin, helps eyesight, helps with bone growth	Carrots, dark l eafy greens, sweet potatoes
Vitamin B6	Helps form red blood cells, helps body use protein, fat and carbohydrates	Beef, l iver, pork, ham, whole grain cereal, bananas
Vitamin B12 (2.6 mcg)	Maintains nervous system, needed to form red blood cells	Liver, m eat, fish, poultry, milk (only found in animal foods, vegetarians should take a supplement)
Vitamin C (85 mg)	Promotes healthy gums, teeth and bones. Helps your body absorb iron.	Oranges, m elon, strawberries
Vitamin D (6 00 IU)	Helps build and maintain strong bones and teeth	Liver, egg yolks, fortified cereal and milk
Folate (600 mcg)	Needed to produce blood and protein, helps some enzymes	Green leafy vegetables, liver, orange juice, legumes and nuts
Protein (75 mg)	Helps with formation of enzym es, antibodies, muscle and collagen	Meat, e ggs, cheese, whole grains





**Weight Gain** – According to the American College of Obstetricians and Gynecologists, if you were a normal weight before pregnancy, you should gain between 25 and 35 pounds during pregnancy. If you were underweight before pregnancy, you should gain more weight than a woman who was a normal weight before pregnancy. If you were overweight or obese before pregnancy, you should gain less weight.

Recommendations for weight gain during a single pregnancy are as follows:

- Underweight women (BMI less than 20): 30-40 lbs
- Normal weight women (BMI 20-25): 25-35 lbs
- Overweight women (BMI 26-29): 15-25 lbs
- Obese women (BMI >29 lbs): up to 15 lbs

Underweight women with a low weight gain during pregnancy have an increased risk of a low birth weight infant as well as preterm birth. On the other hand, obese women have an increased risk of a large for gestational age infant, post term birth, and other pregnancy complications. These problems include gestational diabetes, high blood pressure, preeclampsia and cesarean delivery. Babies of overweight and obese mothers are also at greater risk of certain problems, such as birth defects, macrosomia and childhood obesity.

## Foods to Avoid in Pregnancy

**Caffeine:** Limit caffeine intake to the equivalent of 1 cup of coffee a day (200mg) or less.

Excess caffeine may be associated with miscarriage, premature birth, low birth weight, and withdrawal symptoms in infants.

**Fish with mercury:** Fish is very good for you and the baby during pregnancy and increases the baby's brain and eye development. You should try to eat 2 servings per week (12 oz.) of low mercury fish such as salmon, catfish or tilapia. Medium mercury fish such as tuna or halibut can be consumed but you should have no more than 6 oz. per week. You should completely avoid high mercury fish which include shark, swordfish, tile fish and mackerel.



**Raw Meat:** Avoid uncooked seafood and undercooked beef or poultry due to risk of bacterial contamination, toxoplasmosis and salmonella. Prepared meats or meat spreads including pate, hot dogs, and deli meats should be avoided due to the risk of listeria (a bacterial illness) unless they are heated until steaming hot.

**Raw Shellfish:** Including clams, oysters, and mussels can cause bacterial infections. Cooked shrimp is safe.

**Smoked Seafood:** Refrigerated, smoked seafood should be avoided due to risks of listeria contamination.

**Soft Cheeses:** Imported soft cheeses may contain listeria. Soft cheeses made with pasteurized milk are safe.

**Unpasteurized Milk:** May contain listeria which can lead to miscarriage.

**Unwashed Vegetables:** Wash all vegetables well to avoid exposure to toxoplasmosis which may contaminate the soil where vegetables are grown.

**NOTE: Artificial sweeteners** are ok to use but we would recommend limiting it to 1-2 servings per day. If you have diabetes, the artificial sweeteners are better than sugar to help control your blood sugars.

## Special Dietary Concerns

**Vegetarian Diet:** Be sure you are getting enough protein, about 75 grams per day. You will need to take supplements, especially iron, B12 and vitamin D.

**Lactose Intolerance:** During pregnancy, symptoms of lactose intolerance often improve. If you are still having problems after eating or drinking dairy products, talk with us. We may prescribe calcium supplements if you cannot get enough calcium from other foods. Remember, calcium can also be found in cheese, yogurt, sardines, and certain types of salmon, spinach, and fortified orange juice.





# Exercise

Exercise is recommended in pregnancy for 30 minutes, 5 days per week. A combination of cardio and core strengthening is advised. For cardio (running, biking, swimming, elliptical, stair climber, aerobics, etc.) you should avoid high impact activities and keep your breathing and heart rate in an aerobic zone (you can continue to converse without having to catch your breath.) For core strengthening (yoga, Pilates, sit ups, other abdominal and back exercises), avoid lying flat on your back after 20 weeks. You may be on an incline, exercise ball, or on your side, etc. For weight lifting, you should lift weights that you can lift relatively easily and don't need to strain to lift. It is important to maintain adequate hydration during exercise.

Exercising can benefit your health during pregnancy in the following ways:

- Helps reduce backaches, constipation, bloating and swelling
- May help prevent or treat gestational diabetes
- Increase your energy
- Improve your mood
- Improve your posture
- Promote muscle tone, strength, and endurance
- Help you sleep better
- Help keep you fit during pregnancy and may improve your ability to cope with labor
- Make it easier for you to get back in shape after the baby is born



When you exercise, follow these general guidelines, spelled out by the American College of Obstetricians and Gynecologists, for a safe and healthy exercise program:

- After the first trimester of pregnancy, avoid doing any exercise on your back.
- If it has been some time since you have exercised, start slowly. Begin with as little as 5 minutes of exercise a day and add 5 minutes each week until you can stay active for 30 minutes a day.
- Avoid brisk exercise in hot, humid weather or when you have a fever.
- Wear comfortable clothing that will help you remain cool.
- Wear a bra that fits well and gives lots of support to help protect your breasts.
- Drink plenty of water to help keep you from overheating and dehydrating.
- Make sure you consume the daily extra calories you need during pregnancy.

## Warning Signs that You Should Stop Exercising:

**Stop exercising and call your health care provider if you have any of these symptoms**

- |                                 |                                 |
|---------------------------------|---------------------------------|
| • Vaginal bleeding              | • Muscle weakness               |
| • Dizziness or feeling faint    | • Calf pain or swelling         |
| • Increased shortness of breath | • Uterine contractions          |
| • Chest pain                    | • Decreased fetal movement      |
| • Headache                      | • Fluid leaking from the vagina |

# When You Are Not Feeling Like You

## Common Discomforts of Pregnancy

You will initially experience several new discomforts during pregnancy. Some will be fleeting, while others will be somewhat more lasting. Some may occur in the early weeks while others emerge closer to delivery. Some will be reoccurring while others may never repeat.

**Aches and Pains:** As your baby grows, backaches are common. You may feel stretching and pulling pains in the abdomen or pelvic area. These are likely due to pressure from your baby's head, weight increase and the normal loosening of joints. Practice good posture and try to rest with your feet elevated.

**Braxton-Hicks Contractions:** Experiencing some cramps and contractions are normal. When they occur, empty your bladder, drink 1-2 glasses of water and try to rest. If you are less than 36 weeks pregnant and having more than 6 contractions per hour, call the office.

**Constipation:** Is a common complaint which can be related to hormone changes, low fluid intake, increased iron in your vitamins or lack of fiber in your diet. Try to include whole grains, fresh fruit, vegetables and plenty of water. There are also safe over the counter medications. If you develop hemorrhoids, try sitz baths 3-4 times per day for 10-15 minutes each time. If the pain persists, call the office.

**Cramping:** Experiencing some cramps and contractions are normal. When they occur, empty your bladder, drink 1-2 glasses of water and try to rest. If you are less than 36 weeks pregnant and having more than six contractions in an hour after trying these measures, contact the office.

**Discharge:** An increase in vaginal discharge that is white and milky is common in pregnancy. If the discharge is watery or has a foul odor, call the office.

**Dizziness:** You may feel lightheaded or dizzy at any time during your pregnancy. Try lying down on your left side and drink 1-2 glasses of water and try to rest. If you faint or the symptoms persist, call the office.

**Heartburn:** You may experience heartburn throughout the pregnancy. This is a particularly common problem during the latter part of your pregnancy when your baby is larger. Try to eat 5-6 smaller meals a day, avoid drinking fluids with meals and avoid lying down immediately after eating. Some over the counter medications are also safe for use.

**Leg cramps:** Cramping in your legs or feet can also be common. Eating bananas, drinking more lowfat/nonfat milk and consuming more calcium-rich foods like dark green vegetables, nuts, grains and beans may help. To relieve the cramp, try to stretch your leg with your foot flexed toward your body. A warm, moist towel or heat pad wrapped on the muscle may also help.



**Nausea or Vomiting:** Feeling nauseous during the first three months of pregnancy is very common. For some women, it can last longer, while others may not experience it at all. Try to eat 5-6 smaller meals a day in order to keep your stomach full at all times. Try bland foods like plain crackers, toast, dry breakfast cereals as well as carbonated drinks like ginger ale or 7-Up. Ginger is a natural treatment for nausea. Peppermint can also be used. Some over the counter medications are also safe. If the symptoms become severe or you are unable to keep fluids down without vomiting for more than 12 hours, contact the office.

**Swelling:** Because of the increased production of blood and body fluids, normal swelling, also called edema, can be experienced in the hands, face, legs, ankles and feet. Elevate your feet, wear comfortable shoes, drink plenty of fluids and limit sodium. Supportive stockings can also help. If the swelling comes on rapidly, or is accompanied by headache or visual changes, contact us immediately.

**Urinary Frequency:** Varies throughout the pregnancy, this is normal. If urinary frequency is accompanied by burning, low back pain, blood, or has a bad odor, call the office to schedule an appointment.



# Safe Medications

During pregnancy, women can be more susceptible to ailments like cold and flu and other conditions. Only certain medications are safe during pregnancy. The following are considered relatively safe, but you should use these very sparingly, especially decongestants of any kind. Prescription medications should be taken exactly as directed and you should check with us before starting any new prescription. Follow the labels for dosage and directions. Contact the office with questions.

<b>Acne</b> Benzoyl Peroxide Clindamycin Topical Erythromycin Salicylic Acid <b>AVOID: Accutane</b> <b>Retin-A</b> <b>Tetracycline</b> <b>Minocycline</b>	<b>Antibiotics</b> Ceclor Cephalosporins E-mycins Keflex Macrobid/Macroclantin Penicillin Zithromax <b>AVOID: Cipro</b> <b>Tetracycline</b> <b>Minocycline</b> <b>Levaquin</b> <b>Bactrim</b>	<b>Colds/ Allergies</b> Benadryl, Claritin, Zyrtec Claritin-D** Chlor-Trimeton, Dimetapp Drixoral-Non-Drowsy Mucinex (guaifenesin) Tylenol Cold & Sinus** Vicks Vapor Rub <b>**AVOID if Problems With Blood Pressure</b>
<b>Constipation</b> Colace, Miralax, Senakot Ducolax Suppository Fibercon, Metamucil	<b>Cough</b> Cough Drops Phenergan w/Codeine if prescribed Robitussin (plain & DM)	<b>Crab/ Lice</b> RID <b>AVOID: Kwell</b>
<b>Gas</b> Gas-X Mylicon Phazyme	<b>Headaches</b> Cold Compress Tylenol (Regular or Extra Strength) Acetaminophen	<b>Heartburn</b> (Avoid lying down for at least 1 hour after meals) Aciphex, Maalox, Mylanta, Pepcid, Milk of Magnesia Pepcid, Prilosec, Rolaids Zantac Tums (limit 4/day)
<b>Hemorrhoids</b> Anusol/Anusol H.C. (RX: Analapram 2.5%) Hydrocortisone OTC Preparation H, Tucks Vaseline lotion applied to tissue	<b>Herpes</b> Acyclovir Famvir Valtrex	<b>Nasal Spray</b> Saline Nasal Spray
<b>Nausea</b> Vitamin B6 25mg 3 times daily Unisom 1/4 or 1/2 tablet at bedtime Dramamine, Emetrol Ginger Root 250mg 4 times daily High Complex Carbs @Bedtime Sea Bands - Acupressure RX: Diclegis	<b>Pain</b> Tylenol, Darvocet** Lortab**, Percocet** Tramadol**, Tylenol 3** Ultram**, Vicodin** <b>**Narcotic medications should only be used when prescribed for a legitimate medical problem by a doctor for a short period of time.</b>	<b>Rash</b> Benadryl 1% Hydrocortisone Cream
<b>Sleep Aids</b> Benadryl Chamomile Tea Unisom, Tylenol PM Warm milk-add vanilla or sugar for flavor	<b>Throat</b> Cepacol Cepastat Salt Water Gargle w/ warm water Throat Lozenges	<b>Tooth Pain</b> Oragel
<b>Yeast Infection</b> Gyne-Iotrimin, Monistat-3 Terazol-3 Avoid 1 Day Creams		



# Questions and Concerns

## Activities to Avoid:

- Avoid hot tubs, saunas, roller coasters, sky diving, skiing, scuba diving, motor cycle riding.
- Do not change cat litter boxes.
- Do not smoke, drink or use illicit drugs. According to the American College of Obstetrics and Gynecology, there is no amount of alcohol during pregnancy that is definitely safe.

**Dental Care:** Gum disease and bacteria in the gums become more common during pregnancy and can have potential negative impacts on your pregnancy. You should be sure that you have your teeth cleaned by your dentist every 6 months during pregnancy. Postpone routine X-rays until postpartum.

**Depression:** Depression can occur during as well as after pregnancy. Many women experience mood changes after their delivery. This most commonly starts 2-3 days after delivery and usually goes away by 2 weeks. It is important to eat properly, get adequate sleep and reduce stress during this time to help with symptoms. Sometimes the symptoms require treatment especially if mom is not bonding or enjoying her baby; unable to care for herself or the baby; feeling excessive sadness, depression or anxiety. If you ever feel you may hurt yourself, the baby or someone else you should go to the emergency room right away. If you or your partner have any concerns that you may be depressed, please contact us for evaluation.

**Hair Coloring:** Hair coloring and nail care should always be done in large, well-ventilated areas.

**Seatbelt:** You should definitely wear your seatbelt throughout pregnancy. The shoulder belt should sit between your breasts and the lap belt below your belly, over your hips.

**Sex:** Sex during pregnancy is safe unless you are having bleeding or preterm labor or have been otherwise specifically advised not to by our office.

**Travel:** Travel during a normal pregnancy is fine up to 32 weeks. Consult with one of our providers at one of your visits before traveling. Drink plenty of fluids so you do not get dehydrated. While traveling (whether by car, plane, train, etc.), get up and stretch your legs at least every 2 hours to insure that you do not get a blood clot in your leg or lung which you are much more susceptible to while pregnant.

**Working/School:** A woman can usually continue working or attend school until she goes into labor. We may want to restrict your work if you are having pregnancy complications depending on your job activities.

# Labor & Delivery



## Getting Ready for the Big Day

**Pre-register with the Hospital:** In order to expedite your admission to the hospital, you must register for each pregnancy. When you go into labor, you will be admitted directly to the maternity floor, without going through the admitting office. See section on Important Names and Numbers for more information.

**Attend Educational Courses:** There are educational courses on labor and delivery, breastfeeding, infant CPR and baby care available. Consider these classes especially if you are a first-time parent. See section on Important Names and Numbers for more information.

**Choose a Pediatrician:** You will need to decide on a doctor for your baby before you deliver. Please visit our website for a list of pediatricians. You will need to contact the doctor's office prior to delivery to make sure they accept your insurance and are taking new patients. See section on Important Names and Numbers for more information.

**Finalize Your Cord Blood Banking Enrollment:** If you decide you want to store your baby's cord blood, you will want to make sure you have chosen your cord blood bank and completed the enrollment process. You also will want to take the collection kit from the bank with you to the hospital. We recommend **Cryo-Cell International**, the world's first cord blood bank.

**Obtain and Install a Car Seat:** You must have a car seat installed in your vehicle before taking your baby home. By law, children must be in a federally approved, properly installed, crash-tested car seat for every trip in the car beginning with the trip home from the hospital.

**Learn More About Breastfeeding:** Breast milk is perfectly designed nutrition for babies. Babies who are breastfed get fewer infections and are hospitalized less. Mothers that breastfeed burn 500 calories a day which can help lose extra weight and reduce a woman's risk of developing breast cancer. After delivery, the nurses and a lactation specialist are there to help you learn how to breastfeed.

**Consider Circumcision:** A circumcision is the removal of excess foreskin from the penis of baby boys. It may help reduce infections and penis cancer. Please let your provider know if you would like to schedule. We respect your choice if you decide not to.

**When You Go Into Labor:** As labor begins, the cervix opens (dilates). The uterus, which contains muscle, contracts at regular intervals. When it contracts, the abdomen becomes hard. Between the contractions, the uterus relaxes and becomes soft. Up to the start of labor and during early labor, the baby will continue to move.

Your doctor will give you individual guidelines as to when to call us. The guidelines will depend upon where you live and how fast your labor is expected to proceed. In general, however, call when your contractions have been five minutes apart for one hour, your water breaks, or you have vaginal bleeding that is more than spotting. If you lose your mucous plug (thick mucus discharge) you do NOT need to call. If you are more than three weeks before your due date, call immediately if your water breaks or if you have evidence of regular labor. Always call the main office number and wait for us to call back before you leave for the hospital. If you have not heard from us within 10-15 minutes, call the office back and make sure we have received the message.

## The Big Day

When you arrive in Triage, make sure you mention that you are from our practice. If you are banking your baby's cord blood, make sure you inform them in labor and delivery.

**Delivery:** When you are in labor, you will call the doctor on call to discuss when it is time to go to the hospital. This will be one of the doctors in our group but not necessarily your primary doctor. Once you are admitted to the labor and delivery unit, you will receive an IV or a hepllock (a capped off IV); your baby's heart rate and your contractions will be monitored; your bag of water will usually be broken if it has not already happened on its own; you may receive Pitocin if your contractions are not strong enough or frequent enough; you may receive pain medication if you desire; you may possibly be able to be up walking or in the shower on a portable monitor if one is available and the baby's heart rate is stable and you so desire. If you would like to discuss one of these options, we should discuss this early in your pregnancy.

**Scheduled Cesarean Section:** If you and your provider have decided to schedule a C-Section prior to labor, it is important to register at the hospital as soon as possible. You will be given a date and time for your delivery at your next office visit or receive a telephone call with this information from a triage nurse.



You may be required to go to the hospital the day before your scheduled C-Section to have blood drawn if you are Rh negative, have placenta previa or have had a prior myomectomy. If you are unsure if this is necessary for you, please ask at your next office visit. Failure to complete this could result in your C-Section getting delayed or cancelled. The day of your C-Section, do not eat or drink anything for 8 hours (no gum, hard candy or water). Plan to arrive at the L&D Triage Unit 2 hours prior to your scheduled surgery time. Visit our website for more details.

**Episiotomy / Forceps / Vacuum:** We plan to help you deliver your baby with the least amount of trauma. Episiotomies are not routinely needed and many deliver without the need for any stitches. Sometimes we need to make a small incision at the vaginal opening to help deliver. We make sure you are numb if you don't have an epidural, and will stitch the area after delivery. The stitches dissolve over time and do not need to be removed. We provide you with medicine to keep you comfortable after delivery. We are highly skilled in the use of vacuum and forceps for deliveries. We will recommend using them only if medically indicated. Our goal is to deliver your baby in the safest manner. There are definitely times when this is the safest way to help your baby into this world.

**How Long Will I Be in the Hospital After My Delivery?** If you have a normal, uncomplicated labor, delivery and postpartum course, you will usually go home between 24-48 hours after delivery. The hospital length of stay is often dictated by your insurance company. It is your responsibility to know the length of hospital coverage your insurance provides before you deliver. In the event of any complications, a longer stay may be indicated and your physician will discuss this with you at that time. Make sure you notify your insurance company of your admission to the hospital as soon as possible. Routine length of stay after a cesarean section is 3-4 days.





## When Should I Call the Doctor

We welcome your questions. If possible, please hold routine questions for your regular prenatal visits. If you have questions that need to be addressed, please call our office during regular office hours. Our nursing staff can answer many of your questions or will find out the necessary information from one of our doctors and will relay the information to you. If your questions require that you speak directly to a physician, please be aware, we generally return calls during the late afternoon when we have finished seeing patients. If you have an emergency, please tell our receptionist the nature of your problem and it will be handled immediately.

Although you are seen regularly during your pregnancy, you may have some questions and/or problems which occur between your visits to the doctor's office. Notify your physician or nurse if any of the following conditions outlined below should occur:

- You have vaginal bleeding
- You have any severe pain
- You experience persistent uterine cramping, backaches, or contractions of any frequency prior to 36 weeks (one month before your due date or earlier)
- You do not feel your baby move for several hours or if you think there is a significant decrease in your baby's activity (less than 3 movements per hour or less than 10 movements in a day)
- You are having regular painful contractions every five minutes or less for one hour and are more than 36 weeks
- Your bag of water breaks, regardless of presence/absence of contractions. Repetitive leakage or a gush of fluid from the vagina
- If you have a temperature greater than 101 degrees
- Abdominal trauma or car accident

## Optional Genetic Testing

A woman's risk of having a child with a genetic abnormality is assessed with genetic testing. During pregnancy our providers work closely with patients providing education to assist in choosing the options that make the most sense for you and your family. Ultimately, the decision of what genetic tests to perform, if any, is up to the patient. All of the information pertaining to genetic testing comes from The American College of Obstetricians and Gynecologists FAQs.

There are 3 different types of prenatal tests to address concerns about birth defects: Carrier tests, Screening tests and Diagnostic tests.

### Carrier Tests

These screening tests can show if a person carries a gene for an inherited disorder. An inherited disorder is caused by defective genes. These disorders are passed down by parents to their children. Some inherited disorders are more common in certain races and ethnic groups, such as sickle cell disease (African American), cystic fibrosis (non-Hispanic white) and Tay-Sachs disease (Ashkenazi Jewish, Cajun and French Canadian). Carrier tests can be done before or during pregnancy. Cystic fibrosis carrier screening is offered to all women of reproductive age because it is one of the most common genetic disorders.

### Screening Tests

These tests assess the risk that a baby will have Down syndrome and other chromosome problems, such as Trisomy 13, Trisomy 18 as well as neural tube defects. Screening tests show only whether you are at high risk or low risk of having a baby with a particular disorder. These tests do not tell whether the fetus actually has these disorders.

### Diagnostic Tests

These tests provide information about whether the fetus has a genetic condition and are done on cells obtained through amniocentesis, chorionic villus sampling, or rarely, fetal blood sampling. The cells can be analyzed using different techniques.

**State Required Testing:** HIV is required.

**Pre-Registering with Your Hospital:** Registration can be completed on their website or in person. Hospital tours can be scheduled by calling (713) 222-CARE for Memorial Hermann Katy and (713) 790-3333 for Houston Methodist West. You will need to let our office know which hospital you are registered at for your delivery.

**Educational Courses:** We offer childbirth classes, they are approximately 2 hours each, on 2 consecutive Tuesdays. They will cover anatomy, physiology, stages of labor, labor coping skills, pain relief options, C-Section. For more information, please call Parri Rosen at 979-661-0703 or go to [www.yourchildbirthclass.eventbrite.com](http://www.yourchildbirthclass.eventbrite.com) for information on pricing, and scheduling.

**Hospitals:**

**Memorial Hermann Katy** - Address: 23900 Katy Fwy, Katy, TX 77494, phone: (281) 644-7000.

**Houston Methodist West** - Address: 18500 Katy Fwy, Houston, TX 77094, phone:(832) 522-5522.

**Pediatricians:** Please choose a pediatrician prior to delivery. If you have made prior arrangements with your pediatrician to care for your newborn please inform the delivery nurse. If no arrangement made, hospital will choose on call pediatrician.

# Cord Blood Banking




## *Why bank?*

The umbilical cord is a lifeline long after your baby is born. Umbilical cord blood is rich in stem cells, the master cells that can be used to treat close to 80 diseases to date and the number is ever growing. Over 30,000 transplants worldwide have been performed.

You have a once-in-a-lifetime opportunity to collect these invaluable stem cells.

## Not All Cord Blood Banks are Created Equal....

### CRYO-CELL INTERNATIONAL IS:

-  The world's first cord blood bank.
-  The first cord blood bank to adopt the industry's premium processing method.<sup>1</sup>
-  The most highly accredited cord blood bank.
-  The only cord blood bank to achieve 100% viable collections upon thaw for therapeutic use.



*"By storing your baby's umbilical cord blood, you are adding an important element of protection against some of the most devastating and unpredictable illnesses our children may face in their lifetime. We recommend you choose the industry leader, Cryo-Cell, for your family."*

**Dr. Taryll Jenkins**



Jenkins Obstetrics, Gynecology & Reproductive Medicine

<sup>1</sup>SLCBB data presented at the 16th Annual ISCT Meeting May 23-26, 2010. Henderson, C., et al., ISCT Annual Meeting, Philadelphia, PA, 2010. Alcaina, P., et al., EBMT Annual Meeting, Paris, France, 2011; Regan, D., et al., AABB Annual Meeting, San Diego, CA, 2011.

## Henderson's Story



## Blood Brothers for Life

When Julie and Jonathan Henderson found out that their two-year-old son, Nicolas, had T-cell lymphoma, they were devastated. They had just learned that Julie was pregnant, and what was supposed to be an exciting time preparing for the new baby, turned into months of doctor visits, hospital stays and chemotherapy. Thankfully, the parents decided to preserve their new baby's stem cells with Cryo-Cell International. Through the use of his brother, Nathaniel's, cord blood stem cells, Nicolas Henderson was able to win his battle with cancer.

### REQUEST INFORMATION

Contact your local Cord Blood Educator for a free consultation on the benefits of cord blood and tissue banking and to answer any questions you may have.

Parri Rosen - 800.786.7235 Ext. 2318 - [prosen@cryo-cell.com](mailto:prosen@cryo-cell.com)



**CryoCell**  
INTERNATIONAL

# PROTECTING WHAT MATTERS MOST



The stem cells in the umbilical cord blood are the foundation of your baby's immune system and have been used to treat a wide range of diseases, including leukemia and cerebral palsy. You will only have one chance to store your baby's umbilical cord stem cells.

Join the over 500,000 parents from 87 countries who chose Cryo-Cell International to help safeguard their families' future health\*.

**CryoCell**  
INTERNATIONAL

The World's First Cord Blood Bank  
800.786.7235 | [cryo-cell.com](http://cryo-cell.com)

\*Includes specimens from Cryo-Cell's affiliates in Mexico and India. ©2015 Cryo-Cell International. All rights reserved.

